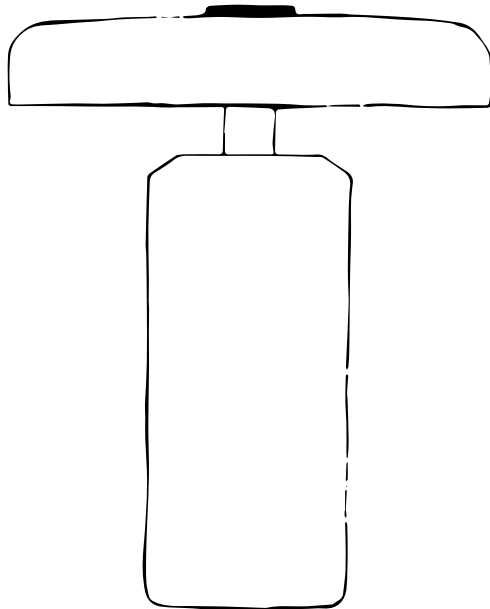


This guide will help you every step of the way.

TRIP

THE MANUAL



Congratulations on your new TRIP - portable rechargeable lamp. We hope you will enjoy using this product. Please follow these instructions to ensure correct operation.

DESIGN (BY) US

T R I P

Charging time:
Approximately 9 hours from 0 - 100%

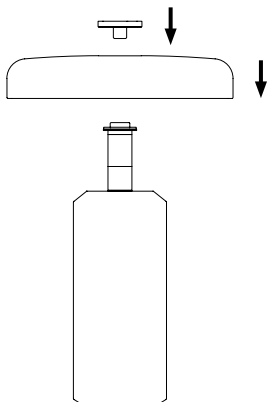
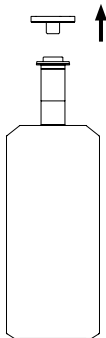
Operating time on highest setting:
Approximately 14 hours

3-step touch switch on top:
10% - 40% - 100% - Off

Black fabric cord included:
1,5 meter cable USB-A to USB-C

Suggested power supply:
100-240V - 5.0V 2A - not included

Bulb: Build in 2W LED
Color temp: 2700K
Lumen: 100 lm
Lifespan: 25.000 hrs
Battery: 7500 mAh
CRI: > 80
IP rating: IP44



Please read these instructions carefully and keep them for reference. For your own safety, please study each step of this instruction manual before first use of the product. Design By Us is not responsible for any faults or damages caused by not following these instructions correctly.

Cleaning instructions

- Be careful not to scratch the paint on the outside of the glass when cleaning the glass.
- Wipe the surface with a soft, damp sponge or cloth, and wipe immediately with a dry soft lint free cloth.
- Do not use any abrasive cleaning tools such as steel wool, scouring sponges or stiff brushes.
- Never put in the dishwasher or use strong cleaning agents such as white spirit, turpentine, household glass cleaner or cellulose thinner.

Important

- The lamp does not come with a power supply, please use a power supply according to the suggested requirements.
- The lamp has a IP44 and can be used outside, but we do not suggest that you leave the lamp outside unattended, as it is not weatherproof.
- The wireless charger base, the glass shade and the charging cable is available as spare parts. An USB-C/USB-C cable is also available in the same quality as the included cable.
- When placing the lamp on the wireless charger please make sure that the lamp charging, indicated by a red light.
- If the lamp is acting strange or only will stay turned on, in the lowest setting, the battery might be flat. Please try to charge the lamp, to see if it will solve the problem.
- Batteries must be disposed of according to local environmental laws for waste disposal.

Step 1

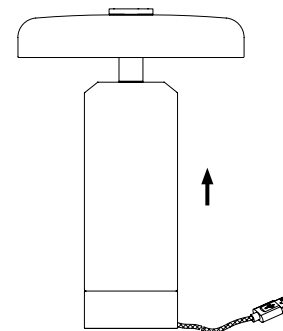
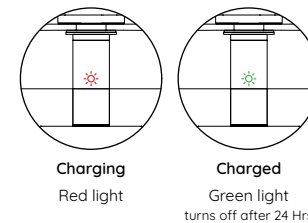
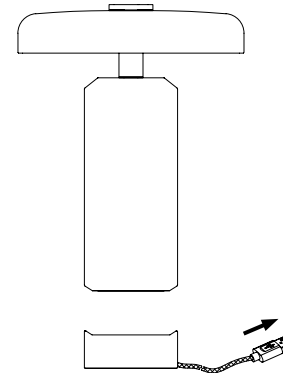
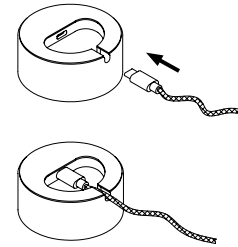
Place the lamp on a flat surface. Gently screw off the top knob. The lamp might flicker in the process. This is normal and is due to the top knobs function as a touch sensitive switch.

Step 2

Place the lampshade on the small lip on top of the lamp. Make sure that the lampshade is centered and straight before you twist the top knob back on. Make sure not to damage the thread and make sure to tighten the top knob securely, but do not use excessive force as that might damage the lamp.

Please notice that the lampshade is mouth blown and handmade so some tolerances in the straightness is unavoidable and acceptable.

A replacement shade can be purchased upon request



Step 3

Plug the USB-C end of the cable into the charger base and make sure that the cable is placed in the slit in the marble.

Both the charger and the cable is available as spare parts upon request as well as an USB-C/C cable.

Step 4

Before first use we recommend that you fully charge the lamp. Connect the USB cable to a suitable power supply and place the lamp safely in the charger base. Check for the red light, to make sure that the lamp is charging. When the light switches to green the lamp is fully charged and ready to use.

Step 5

The lamp can stay in the charger and be used as a regular lamp. We highly suggest that you pick up the lamp and get creative.

Use Trip in the middle of the dining table for an intimate atmosphere, in the bookcase, the window sill or the nightstand, you can even take it outdoor - the possibilities are endless as there are no "strings" attached.

#WE ARE
DESIGNERS

WWW.DESIGN(BY)US.COM

Rentemestervej 43 · 2400 Copenhagen NV · Denmark
mail@design-by-us.com · +45 3811 8086 · www.design-by-us.com · VAT DK-28100809